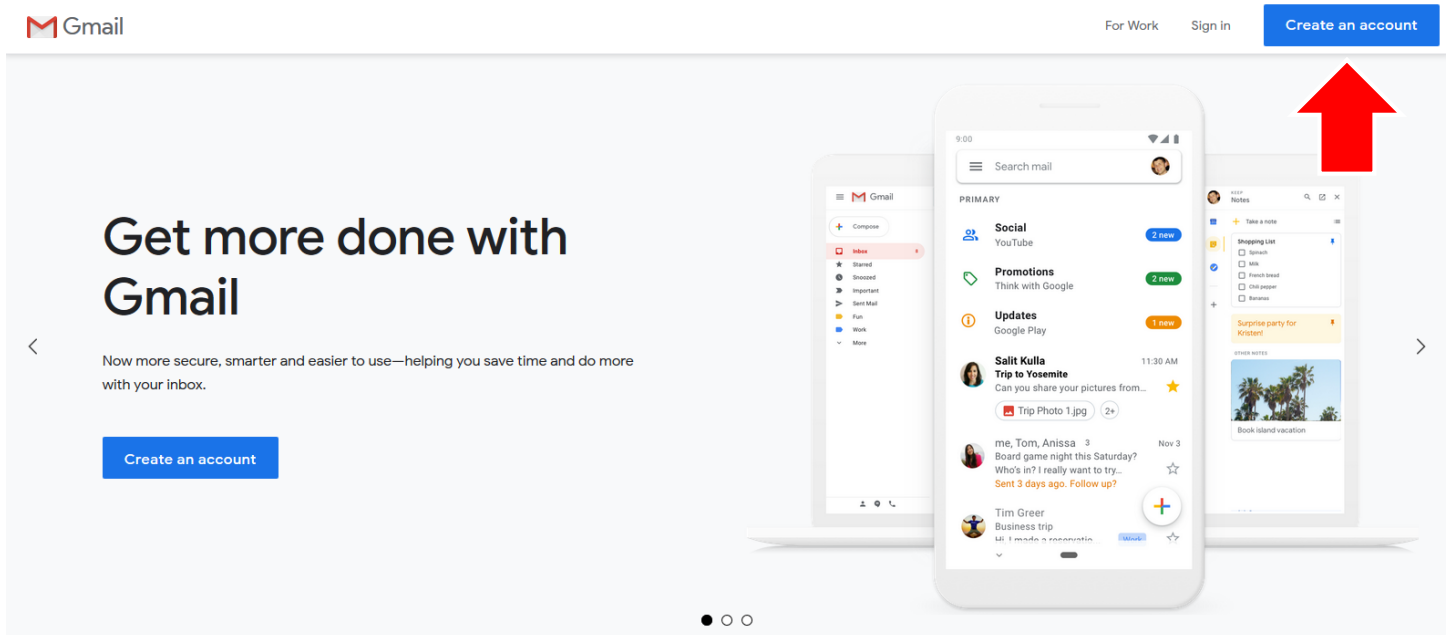


How to Create a New Gmail Email Account

Step 1: Open up your internet browser and go to Gmail's home page: www.gmail.com


Step 2: Click on **Create an account** at the top right corner of the page.



Step 3: You'll now be in the 'Create your Google Account' section. Fill in the required fields then click **Next**.

A screenshot of the 'Create your Google Account' form. At the top is the Google logo. Below it is the heading 'Create your Google Account to continue to Gmail'. The form consists of several input fields: 'First name' and 'Last name' (two separate boxes), 'Username' (with '@gmail.com' pre-filled), 'Password' and 'Confirm' (two separate boxes with an eye icon for visibility), and a 'Next' button. To the right of the form is a graphic of a blue shield with a white person icon, and below it, the text 'One account. All of Google working for you.' There is also a 'Sign in instead' link at the bottom left.

Step 4: To continue setting up your account, answer the next questions.

 Phone number (optional)

We'll use your number for account security. It won't be visible to others.


Recovery email address (optional)

We'll use it to keep your account secure

Month Day Year


Your birthday

Gender



Your personal info is private & safe

Step 5: Next you'll need to **Agree** to the Privacy and Terms. Once you do, your account will be created.




Privacy and Terms

Combining data
We also combine this data among our services and across your devices for these purposes. For example, depending on your account settings, we show you ads based on information about your interests, which we can derive from your use of Search and YouTube, and we use data from trillions of search queries to build spell-correction models that we use across all of our services.

You're in control
Depending on your account settings, some of this data may be associated with your Google Account and we treat this data as personal information. You can control how we collect and use this data now by clicking "More Options" below. You can always adjust your controls later or withdraw your consent for the future by visiting My Account (myaccount.google.com).

MORE OPTIONS

[Cancel](#)



You're in control of the data we collect & how it's used